

Scaled data based on original data using
LM-79-08 Approved Method: Electrical and Photometric Measurements of Solid-
State Lighting Products

Test Report Prepared for
Cooper Lighting Solutions
(formerly Eaton)

Brand: McGRAW-EDISON

Report Number: P413338

Luminaire Tested: **TT-D6-750-U-RW-PM**

Issue Date: 10/15/2020

Test Information

Test Method: LM-79-08
Report Number: P413338
TEST IS SCALED FROM IESNA LM-79-08 TEST DATA (G2-2010-981-1)
Test Lab: INNOVATION CENTER
Issue Date: 10/15/2020
Manufacturer: COOPER LIGHTING SOLUTIONS (FORMERLY EATON)
Product Line: McGRAW-EDISON
Catalog Number: TT-D6-750-U-RW-PM
Description: TOPTIER LED SITE LUMINAIRE
5000K, 70 CRI LEDS AND RECTANGULAR DISTRIBUTION
Light Source: -
Ballast/Driver: ELECTRONIC DRIVER

Summary

Lumens per Lamp: N/A
Luminaire Lumens: 10020 lumens
Efficiency: N/A
Efficacy: 95.2 lumens/watt
Luminous Opening: Circular (Dia: 1.12' x H: 0')
IES Classification: Type IV - Short
BUG Rating: B4 - U0 - G4

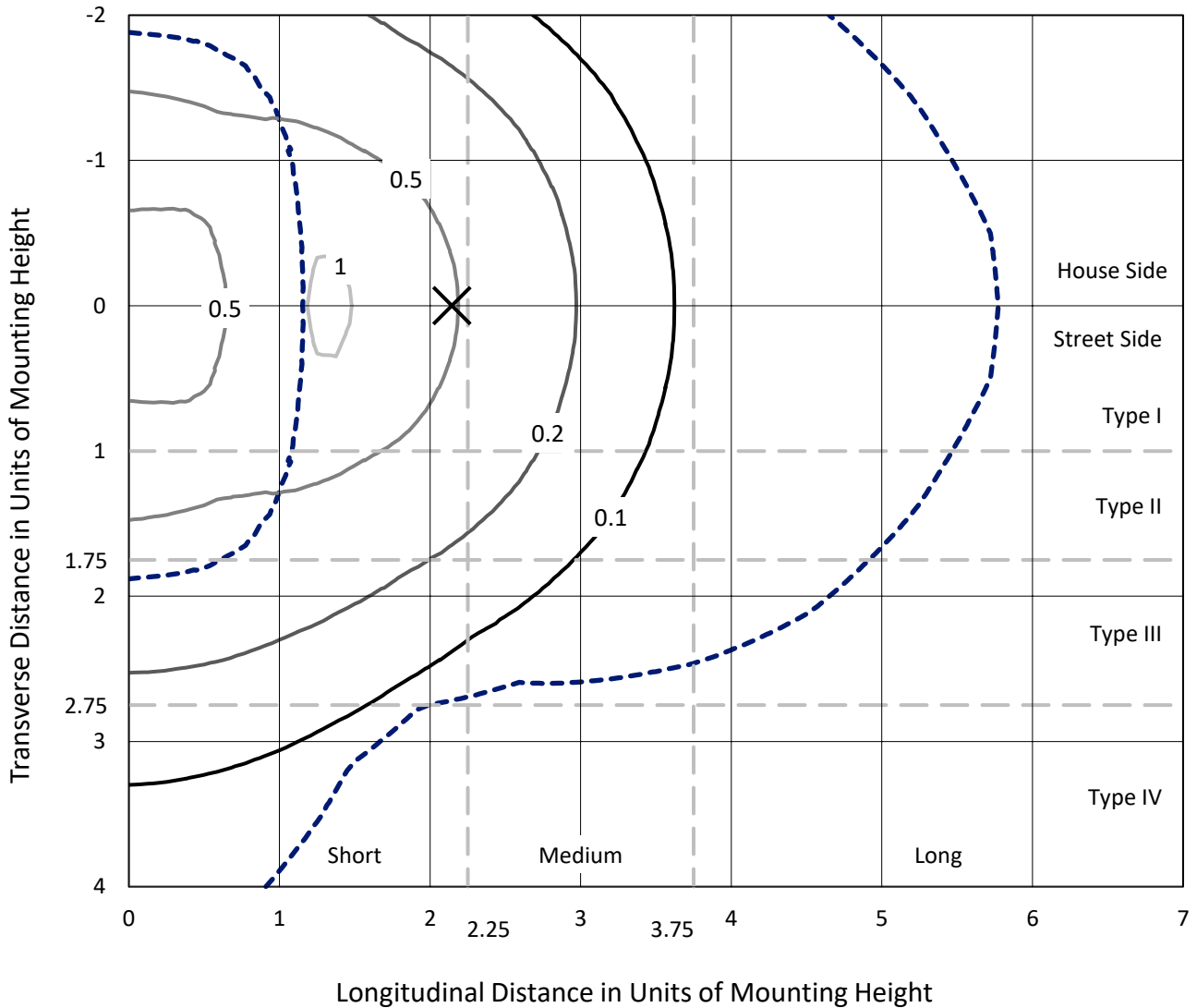
Input Watts (W): 105.2
Input Voltage (V): NR
Input Current (Ain): NR
Voltage Rise (V): NR
Power Factor: NR
Total Harmonic Distortion (THDi): NR
Frequency (hertz): 60
Stabilization Time: NR
Operation Time: NR
Ambient Temperature (°C): NR
Test Distance: 28.75 FT



REPORT NUMBER: P413338
 CATALOG NUMBER: TT-D6-750-U-RW-PM

Iso-Footcandle Lines of Horizontal Illumination

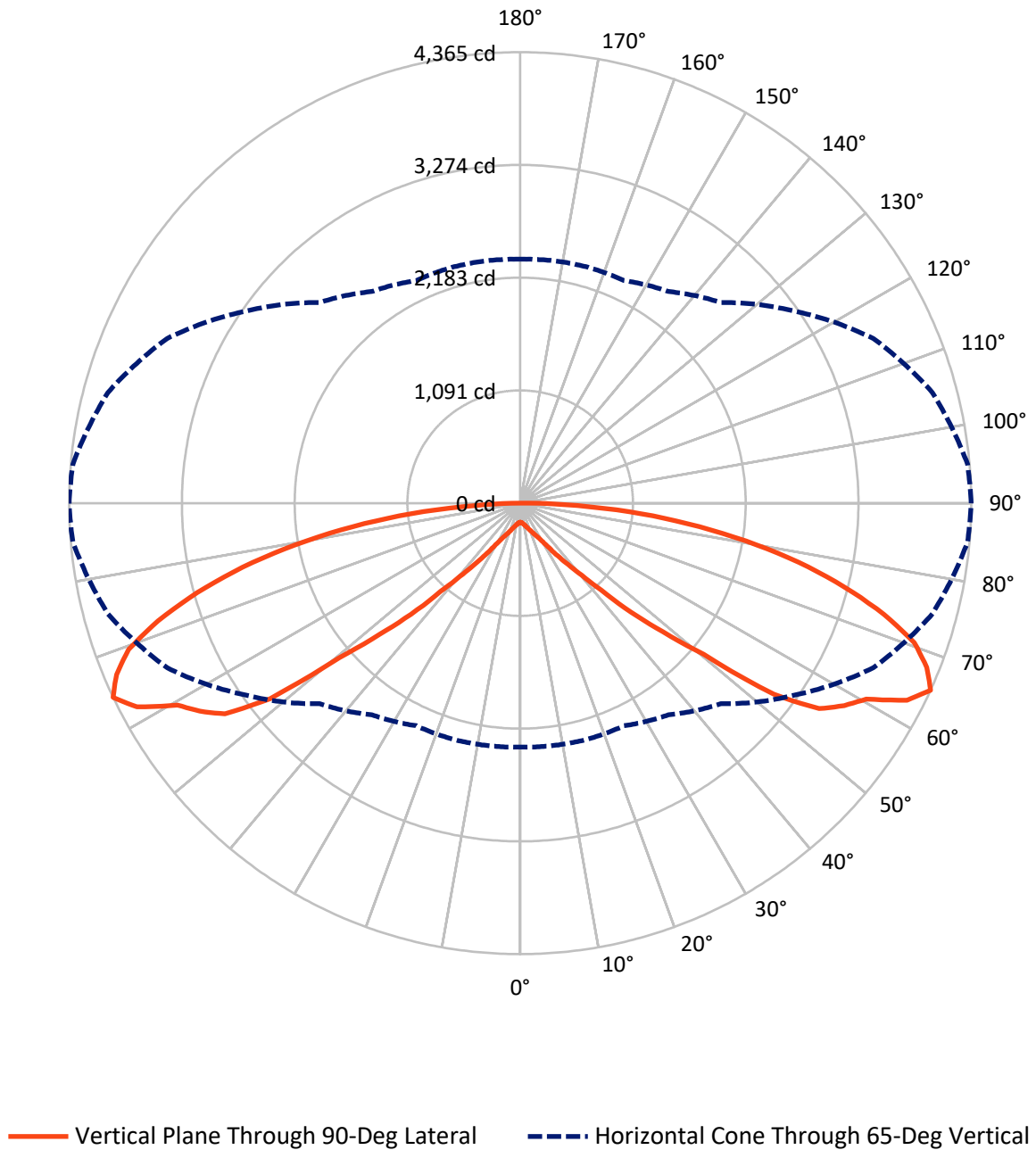
✕ Max cd
 - - - 1/2 Max cd



Based on 25 foot mounting height. Maximum calculated value = 1.1 fc
 Type IV - Short - N/A

REPORT NUMBER: P413338
CATALOG NUMBER: TT-D6-750-U-RW-PM

Luminous Intensity Polar Plot



REPORT NUMBER: P413338

CATALOG NUMBER: TT-D6-750-U-RW-PM

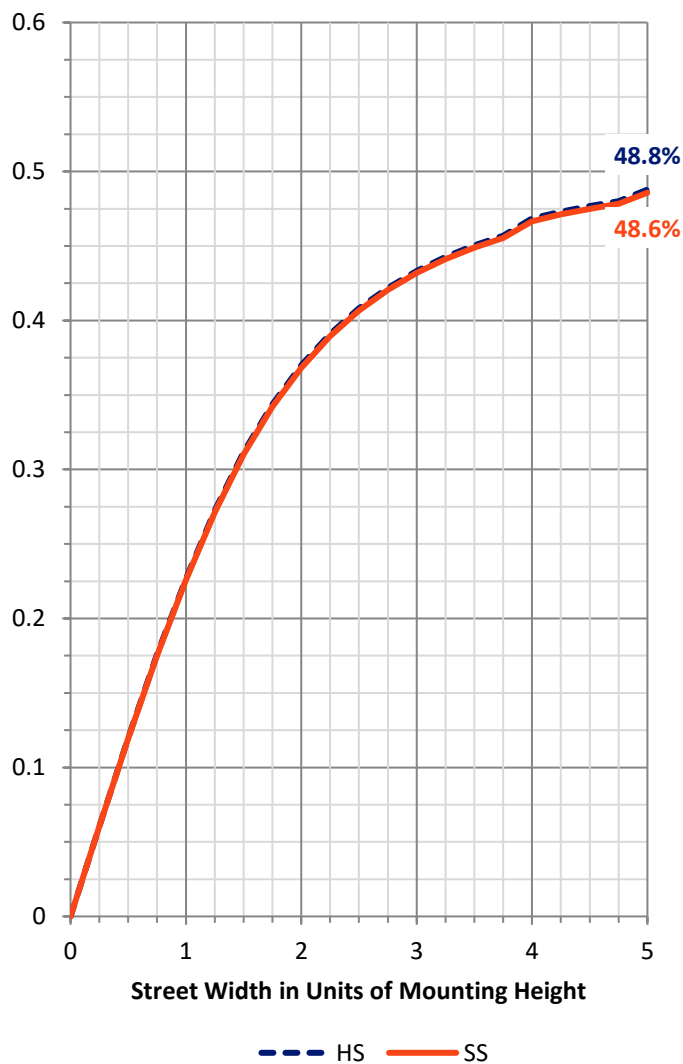
FLUX DISTRIBUTION:

		Downward	Upward	Total
House Side	Lumens	5010.0	0.0	5010.0
	% Fixture	50.0	0.0	50.0
Street Side	Lumens	5010.0	0.0	5010.0
	% Fixture	50.0	0.0	50.0
Total	Lumens	10020.0	0.0	10020.0
	% Fixture	100.0	0.0	100.0

ZONAL LUMENS:

Zone	Lumens	% Fixture
0°-10°	19.1	0.2
10°-20°	71.5	0.7
20°-30°	165.1	1.6
30°-40°	373.3	3.7
40°-50°	909.4	9.1
50°-60°	2045.0	20.4
60°-70°	2988.7	29.8
70°-80°	2604.3	26.0
80°-90°	843.6	8.4
90°-100°	0.0	0.0
100°-110°	0.0	0.0
110°-120°	0.0	0.0
120°-130°	0.0	0.0
130°-140°	0.0	0.0
140°-150°	0.0	0.0
150°-160°	0.0	0.0
160°-170°	0.0	0.0
170°-180°	0.0	0.0
0°-90°	10020.0	100.0
0°-180°	10020.0	100.0

Coefficient of Utilization

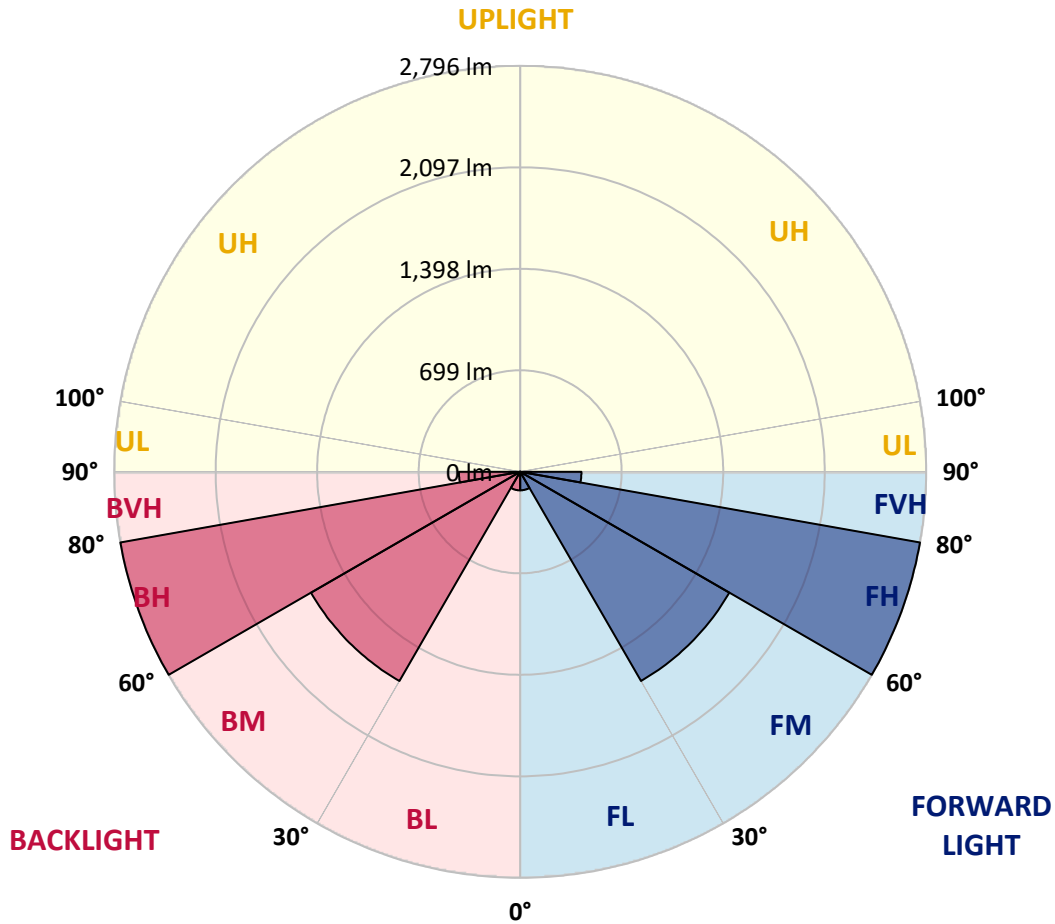


REPORT NUMBER: P413338
 CATALOG NUMBER: TT-D6-750-U-RW-PM

LUMINAIRE CLASSIFICATION SYSTEM LUMEN TABLE AND BUG RATING:

Zone	Lumens	% Fixture	Zone Rating/Lumen Limit		
			B	U	G
FL (0°-30°)	127.9	1.3			
FM (30°-60°)	1663.9	16.6			
FH (60°-80°)	2796.5	27.9			G2/5000
FVH (80°-90°)	421.8	4.2			G3/500
BL (0°-30°)	127.9	1.3	B1/500		
BM (30°-60°)	1663.9	16.6	B2/2500		
BH (60°-80°)	2796.5	27.9	B4/5000		G4/5000
BVH (80°-90°)	421.8	4.2			G3/500
UL (90°-100°)	0.0	0.0		U0/0	
UH (100°-180°)	0.0	0.0		U0/0	

BUG Rating: B4-U0-G4
 Type IV Short





REPORT NUMBER: P413338
 CATALOG NUMBER: TT-D6-750-U-RW-PM

CANDELA DISTRIBUTION (FULL):

	0°	5°	15°	25°	35°	45°	55°	65°	75°	85°	90°
0°	183.1	183.1	183.1	183.1	183.1	183.1	183.1	183.1	183.1	183.1	183.1
2.5°	185.4	185.4	187.8	187.8	187.8	187.8	187.8	187.8	187.8	187.8	187.8
5°	192.6	192.6	192.6	192.6	195.0	195.0	192.6	192.6	192.6	192.6	192.6
7.5°	204.5	202.1	204.5	204.5	204.5	202.1	202.1	202.1	199.7	199.7	199.7
10°	216.4	216.4	218.7	216.4	216.4	214.0	214.0	214.0	211.6	211.6	211.6
12.5°	233.0	233.0	233.0	233.0	230.6	230.6	228.2	225.9	223.5	223.5	223.5
15°	254.4	252.0	252.0	249.6	247.3	244.9	242.5	242.5	240.1	240.1	240.1
17.5°	275.8	275.8	273.4	271.0	266.3	263.9	263.9	261.5	259.1	259.1	259.1
20°	301.9	301.9	299.6	294.8	290.1	287.7	285.3	285.3	282.9	282.9	282.9
22.5°	332.8	330.5	325.7	321.0	316.2	313.8	311.5	309.1	309.1	309.1	309.1
25°	366.1	363.8	361.4	354.2	347.1	344.7	340.0	340.0	337.6	340.0	340.0
27.5°	406.6	404.2	399.4	392.3	382.8	378.0	375.6	375.6	378.0	378.0	380.4
30°	456.5	451.7	447.0	437.5	427.9	420.8	420.8	423.2	430.3	435.1	435.1
32.5°	515.9	513.5	506.4	496.9	480.3	475.5	480.3	494.5	504.0	511.2	515.9
35°	584.9	582.5	573.0	556.3	544.4	542.1	556.3	580.1	611.0	620.5	625.3
37.5°	660.9	663.3	651.4	632.4	620.5	625.3	653.8	699.0	729.9	751.3	756.0
40°	756.0	760.8	746.5	725.1	713.2	732.3	777.4	829.7	884.4	910.6	917.7
42.5°	867.8	874.9	855.9	834.5	827.4	858.3	922.5	1008.1	1105.5	1136.4	1148.3
45°	1005.7	1010.4	986.7	967.6	962.9	1017.6	1126.9	1269.6	1424.1	1495.4	1507.3
47.5°	1169.7	1167.3	1146.0	1122.2	1126.9	1205.4	1369.4	1562.0	1726.1	1835.4	1859.2
50°	1357.5	1345.7	1329.0	1300.5	1331.4	1445.5	1652.4	1885.4	2161.1	2258.6	2301.4
52.5°	1545.4	1524.0	1509.7	1490.7	1545.4	1692.8	1982.8	2389.4	2805.4	3028.9	3074.1
55°	1714.2	1697.5	1690.4	1692.8	1778.4	1990.0	2370.4	2891.0	3292.8	3478.3	3511.6
57.5°	1880.6	1871.1	1864.0	1878.2	2013.7	2289.5	2717.5	3204.9	3535.3	3673.2	3697.0
60°	2037.5	2047.0	2042.3	2085.1	2249.1	2527.3	2898.2	3378.4	3697.0	3823.0	3849.2
62.5°	2211.1	2218.2	2218.2	2265.7	2398.9	2643.8	3021.8	3582.9	3987.1	4172.5	4201.0
65°	2360.8	2365.6	2375.1	2377.5	2501.1	2746.0	3240.5	3770.7	4132.1	4346.1	4365.1
67.5°	2472.6	2477.3	2465.5	2453.6	2548.7	2769.8	3223.9	3746.9	4067.9	4229.6	4243.8
70°	2562.9	2541.5	2508.3	2448.8	2479.7	2646.1	3086.0	3556.7	3880.1	4025.1	4046.5
72.5°	2574.8	2555.8	2451.2	2318.1	2280.0	2425.0	2843.5	3266.7	3544.8	3682.7	3685.1
75°	2503.5	2453.6	2280.0	2080.3	2009.0	2146.9	2505.9	2891.0	3114.5	3231.0	3242.9
77.5°	2263.4	2215.8	1997.1	1768.9	1688.0	1806.9	2111.2	2422.7	2636.6	2750.8	2757.9
80°	1837.8	1821.2	1621.4	1412.2	1314.8	1383.7	1650.0	1894.9	2068.4	2203.9	2215.8
82.5°	1355.2	1340.9	1188.7	1005.7	927.2	984.3	1174.5	1355.2	1516.8	1626.2	1633.3
85°	846.4	817.9	722.8	594.4	542.1	580.1	706.1	827.4	972.4	1058.0	1062.7
87.5°	282.9	271.0	233.0	192.6	161.7	168.8	206.8	252.0	368.5	406.6	430.3
90°	0.0	0.0	0.0	0.0	0.0	0.0	0.0	0.0	0.0	0.0	0.0

(END OF REPORT)